
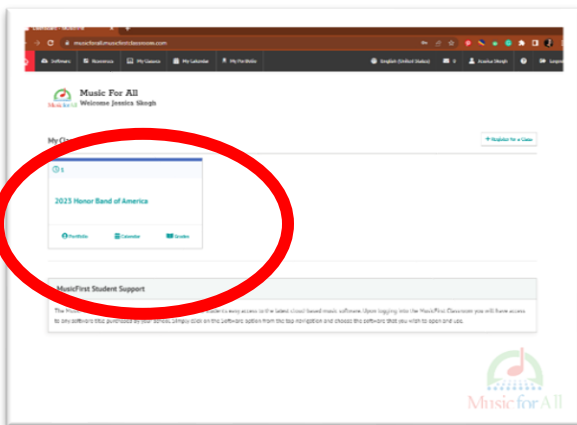


1. Log into your MusicFirst Account with the username and password previously sent to you.

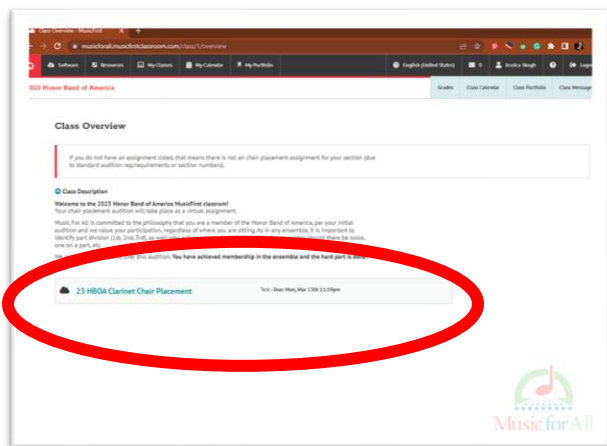
<https://musicforall.musicfirstclassroom.com/login>



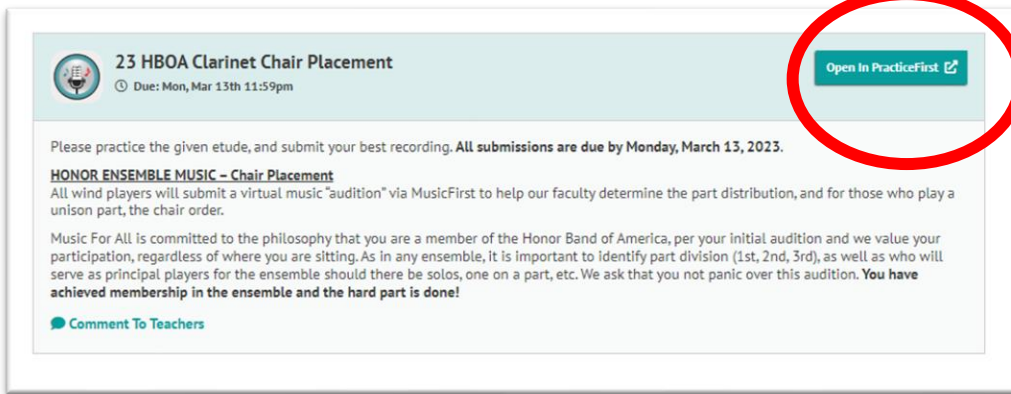
2. Your homepage should have the current class you are enrolled in. This will be the Honor Ensemble you are a member of. Click on your class to open your assignments.




3. If your section is required to do a chair placement test, the assignment will be listed as a "Task".



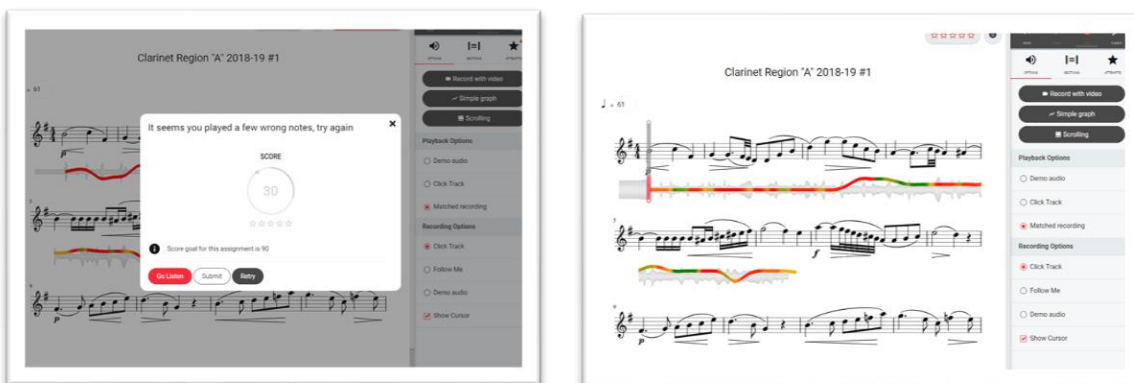
4. Read the assignment instructions and click on the “Open in PracticeFirst” Button to access the music for the assignment.



5. When you are ready to record your assignment for submission, press the “record” button, and play through the piece. When you’re done, press stop.



6. After you record the entire piece, you will get a “grade” and you will be able to listen to your recording, and view the feedback on your “performance” by the tracking marks below each line of music.



7. When you are ready, use the red button at the top to submit your assignment.

